

SPECIFICATIONS

BOLTED BONNET, INSIDE SCREW & NON RISING STEM, FLANGED ENDS AS PER ANSI.B 16.1 CLASS 125, UNLESS OTHERWISE SPECIFIED IN THE CONTRACT.

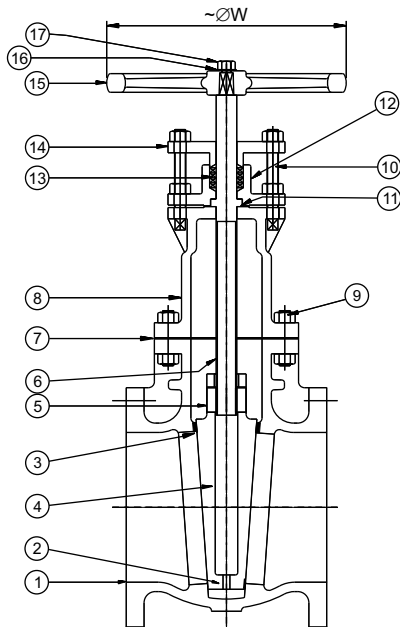
MAX. PERMISSIBLE WORKING PRESSURE

SIZES ≤ 300 mm

13.8 bar FOR WATER SUPPLY UPTO 45°C

SIZES > 300mm < 600mm

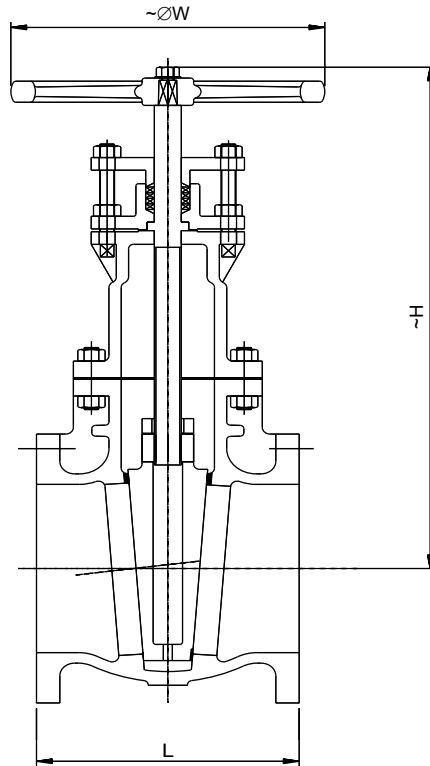
10.3 bar FOR WATER SUPPLY UPTO 45°C



STANDARD MATERIAL COMBINATION

P.NO	QTY.	DESCRIPTION	MATERIALS	
			Cu. ALLOY TRIM	ALL IRON
1	1	BODY	C.I TO EN 1561 Gr. GJL200	C.I TO EN 1561 Gr. GJL200
2	2	BODY SEAT FACING	G.M. TO EN 1982 Gr. CC491K (RENEWABLE)	C.I TO EN 1561 Gr. GJL200 (INTEGRAL)
3	1	WEDGE FACING	G.M. TO EN 1982 Gr. CC491K (RENEWABLE)	C.I TO EN 1561 Gr. GJL200 (INTEGRAL)
4	1	WEDGE	C.I TO EN 1561 Gr. GJL200	C.I TO EN 1561 Gr. GJL200
5	1	WEDGE NUT	C.I TO EN 1561 Gr. GJL491K	C.I TO EN 1561 Gr. GJL200
6	1	STEM	HT. BRASS TO IS 6912 Gr. FHTB1	CARBON STEEL TO IS 2062 Gr.B
7	1	BONNET GASKET	COMPRESSED FIBRE TO IS 2712 Gr.C	COMPRESSED FIBRE TO IS 2712 Gr. C
8	1	BONNET	C.I TO EN 1561 Gr. GJL200	C.I TO EN 1561 Gr. GJL200
9	TO SUIT	BOLTS NUTS	CARBON STEEL TO BS 916	CARBON STEEL TO BS 916
10	2 4	T-HEAD BOLTS NUTS	CARBON STEEL (MIN.UTS 392/mm2) CARBON STEEL TO BS 916	CARBON STEEL (MIN.UTS 392/mm2) CARBON STEEL TO BS 916
11	1	GASKET	COMPRESSED FIBRE TO IS 2712 Gr.C	COMPRESSED FIBRE TO IS 2712 Gr. C
12	1	STUFFING BOX	C.I TO EN 1561 Gr. GJL200	C.I TO EN 1561 Gr. GJL200
13	-	GLAND PACKING	JUTE & HEMP TO IS 5414 OR ASBESTOS TO IS 4687	JUTE & HEMP TO IS 5414 OR ASBESTOS TO IS 4687
14	1	GLAND	C.I TO EN 1561 Gr. GJL200	C.I TO EN 1561 Gr. GJL200
15	1	HAND WHEEL	C.I TO EN 1561 Gr. GJL200	C.I TO EN 1561 Gr. GJL200
16	1	WASHER	CARBON STEEL (ANY GRADE)	CARBON STEEL (ANY GRADE)
17	1	SET SCREW OR NUT	CARBON STEEL TO BS 916	CARBON STEEL TO BS 916

NOTE: The above data is subject to change without notice due to our continuing product improvement program.



ALL IRON SLUICE VALVES
FIG. NO.: CI004

SLUICE VALVES WITH Cu-ALLOY TRIM
FIG. NO.: CI006

CATALOGUE FIG. NOS

ITEM	SIZES	FIG.NO.	END DETAILS
ALL IRON SLUICE VALVE -CLASS 125	≤300mm	CI-004FF	FLANGED ENDS TO ANSIB 16.1 CLASS 125
SLUICE VALVE WITH Cu-ALLOY TRIM CLASS 125	≤300mm	CI-006FF	FLANGED ENDS TO ANSIB 16.1 CLASS 125

DIMENSIONAL DATA

DN NPS	40 1 1/2	50 2	65 2 1/2	80 3	100 4	125 5	150 6	200 8				
L	140	143	159	172	194	203	213	248				
H	215	238	270	300	370	420	480	635				
HW	127	140	140	178	203	229	229	254				
ITEM CODE NOS.	Aprox. Wt. [^]											
	ALL IRON	CI004I	CI004J	CI004K	CI004L	CI004N	CI004O	CI004P	CI004R			
	Aprox. Wt. [^]											
	Cu-ALLO TRIM	CI006I	CI006J	CI006K	CI006L	CI006N	CI006O	CI006P	CI006R			

ITEM	SIZES	TEST PRESSURES		
		SHELL TEST (HYDROSTATIC)	SEAT TEST (HYDROSTATIC)	STANDARD NO.
ALL IRON SLUICE VALVE -CLASS 125	≤300mm	20.7 bar	15.18 bar	BS 6755 PART-1
SLUICE VALVE WITH Cu-ALLOY TRIM-CLASS 125	<300mm	20.7 bar	15.18 bar	BSEN-12266-1

NOTE: The above data is subject to change without notice due to our continuing product improvement program.

([^]WEIGHT GIVEN IN KGS)

CAST IRON SLUICE VALVES-14846:2000

PN 1, PN 1.6

SPECIFICATIONS

BOLTED BONNET, INSIDE SCREW & NON RISING STEM, FLANGED AS PER TABLE 4 OF IS 14846 (FOR SIZES 50 & 65mm) & IS 1538 (FOR SIZES ABOVE 65mm), UNLESS OTHERWISE SPECIFIED IN THE CONTRACT.

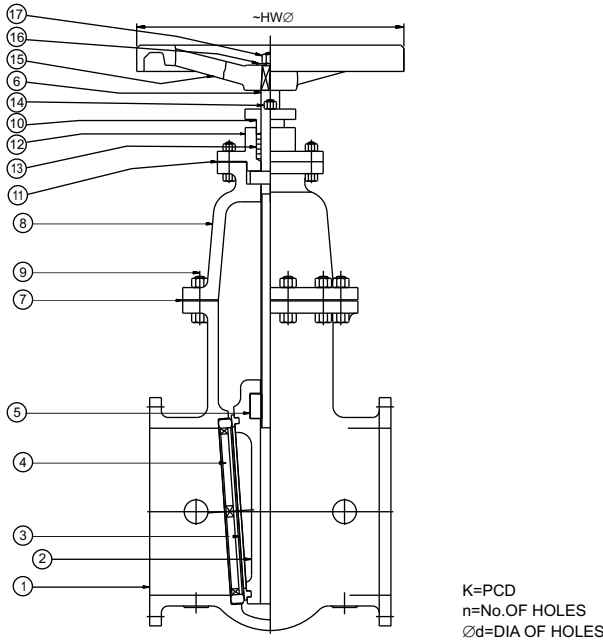
MAX. PERMISSIBLE WORKING PRESSURE

NOMINAL PRESURE PN 1

1MPa FOR WATER SUPPLY UPTO 45°C

NOMINAL PRESSURE PN 1.6

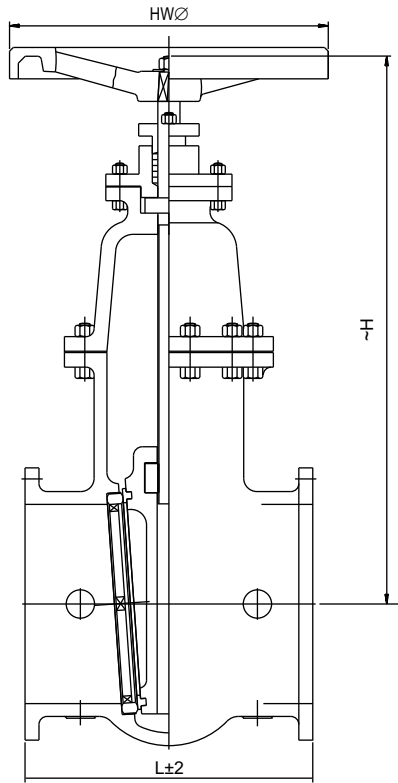
1.6MPa FOR WATER SUPPLY UPTO 45°C



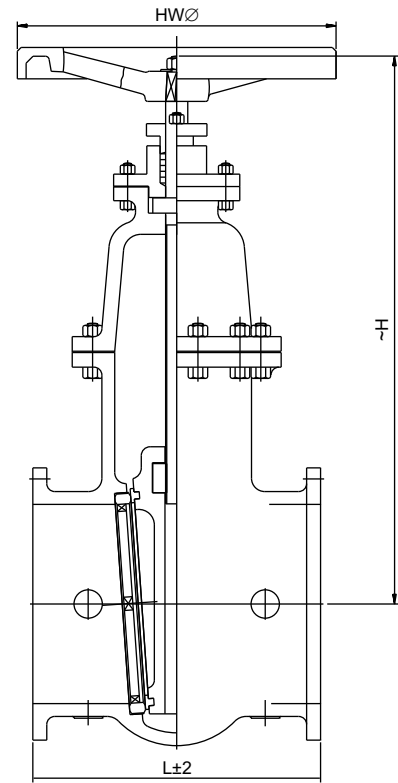
STANDARD MATERIAL COMBINATION

P.No	QTY	DESCRIPTION	MATERIALS	
			Cu-ALLOY TRIM	S.S TRIM
1	1	BODY	C.I TO IS 210 Gr. FG. 200	C.I TO IS 210 Gr. FG.200
2	2	BODY SEAT RING	LEADED TIN BRONZE TO IS318Gr. LTB2	S.S TO IS 1570 (PART 5) Gr.20Cr. 12
3	2	WEDGE FACING RING	LEADED TIN BRONZE TO IS318Gr. LTB2	S.S TO IS 1570 (PART 5) Gr.20Cr. 12
4	1	WEDGE	C.I TO IS 210 Gr. FG. 200	C.I TO IS 210 Gr. FG. 200
5	1	WEDGE NUT	LEADED TIN BRONZE TO IS318Gr. LTB2	H.T. BRASS TO IS 320Gr.HT2
6	1	STEM	H.T BRASS TO IS 6912Gr. FHB1	S.S TO IS 6603 GR. 04 Cr. 18 NI. 10 ASTM 276 TYPE 410
7	1	BONNET GASKET	COMPRESSED FIBRE TO IS 2712Gr.C OR RUBBER TO IS 638TYPE B	COMPRESSED FIBRE TO IS 2712Gr.C OR RUBBER TO IS 638TYPE B
8	1	BONNET	C.I TO IS 210 Gr. FG. 200	C.I TO IS 210 Gr. FG. 200
9	TO SUIT	BOLTS NUTS	CARBON STEEL TO IS 1363 CLASS 4.6 CARBON STEEL TO IS 638TYPE B	CARBON STEEL TO IS 1363 CLASS 4.6 CARBON STEEL TO IS 638TYPE B
10	1	GLAND NUT	C.I TO IS 210 Gr. FG. 200	C.I TO IS 210 Gr. FG. 200
11	1	STUFFING BOX GASKET	COMPRESSED FIBRE TO IS 2712Gr.C OR RUBBER TO IS 638TYPE B	COMPRESSED FIBRE TO IS 2712Gr.C OR RUBBER TO IS 638TYPE B
12	1	STUFFING BOX	C.I TO IS 210 Gr. FG. 200	C.I TO IS 210 Gr. FG. 200
13	1	GLAND PACKING	JUTE & HEMP TO IS 5414 OR RUBBER TO IS 638TYPE B	JUTE & HEMP TO IS 5414 OR RUBBER TO IS 638TYPE B
14	1	GLAND	C.I TO IS 210 Gr. FG. 200	C.I TO IS 210 Gr. FG. 200
15	1	HAND WHEEL	C.I TO IS 210 Gr. FG. 200	C.I TO IS 210 Gr. FG. 200
16	1	WASHER	CARBON STEEL (ANY GRADE)	CARBON STEEL (ANY GRADE)
17	1	SET SCREW OR NUT	C.S TO IS1363 CL. 4.6 OR IS 1363 CL.4	C.S TO IS1363 CL. 4.6 OR IS 1363 CL.4

NOTE: The above data is subject to change without notice due to our continuing product improvement program.



SLUICE VALVE-PN1
FIG. NO. : CI008



SLUICE VALVE-PN1.6
FIG. NO. : CI043

CATALOGUE FIG. NOS

ITEM	FIG. NO	END DETAILS
CAST IRON SLUICE VALVE-IS 14846 Pn1 (Cu-ALLOY TRIM)	CI-008 FF	FLANGED ENDS TO IS 1538 FF
CAST IRON SLUICE VALVE-IS 14846 Pn1.6 (Cu-ALLOY TRIM)	CI-043 FF	FLANGED ENDS TO IS 1538 FF

DIMENSIONAL DATA

DN NPS	50 2	65 2 1/2	80 3	100 4	125 5	150 6	200 8	250 10	300 12	
L	178	190	203	229	254	267	292	330	356	
H (MAXIMUM)	365	380	425	470	485	595	725	835	910	
HW PN-1	225	225	225	320	320	320	360	400	400	
HW PN-1.6	280	280	280	360	360	360	450	640	640	
Aprox. Wt. ^										
ITEM CODE NOS.	PN-1	CI 008 J	CI 008 K	CI 008 L	CI 008 N	CI 008 O	CI 008 P	CI 008 R	CI 008 S	CI 008 T
	Aprox. Wt. ^									
	PN-1.6	CI 043 J	CI 043 K	CI 043 L	CI 043 N	CI 043 O	CI 043 P	CI 043 R	CI 043 S	CI 043 T

TEST PRESSURES

NOMINAL PRESSURE RATING	SHELL TEST (HYDROSTATIC)	SEAT TEST (HYDROSTATIC)	STANDARD NO.
PN1	1.5 MPa	1 Mpa	IS 14846:2000
PN 1.6	2.4 MPa	1.6 Mpa	

NOTE: The above data is subject to change without notice due to our continuing product improvement program.

(^WEIGHT GIVEN IN KGS)